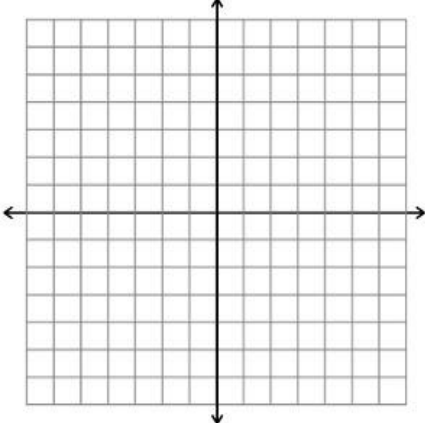
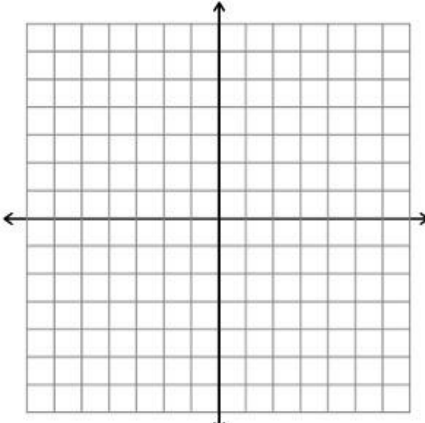
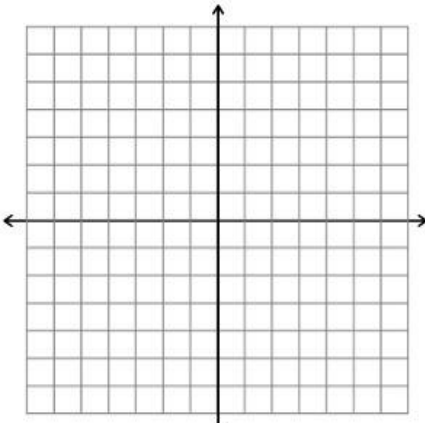
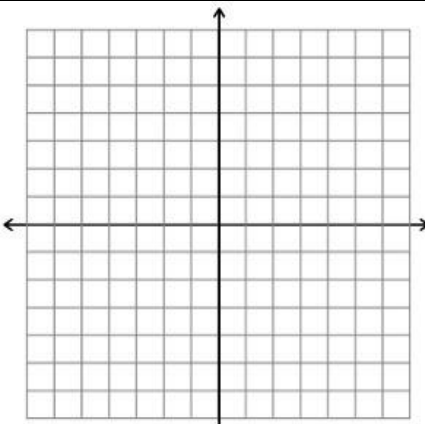
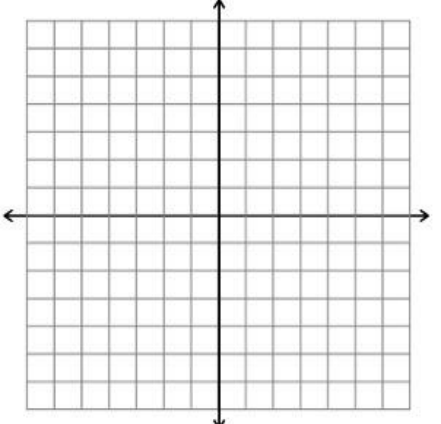
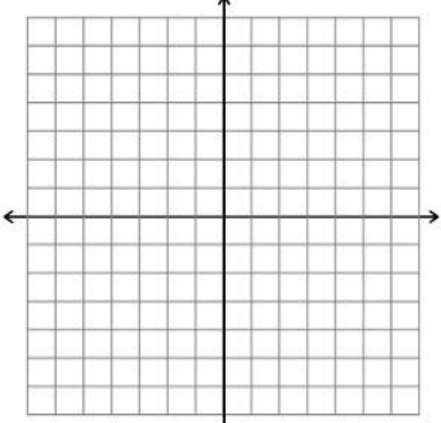
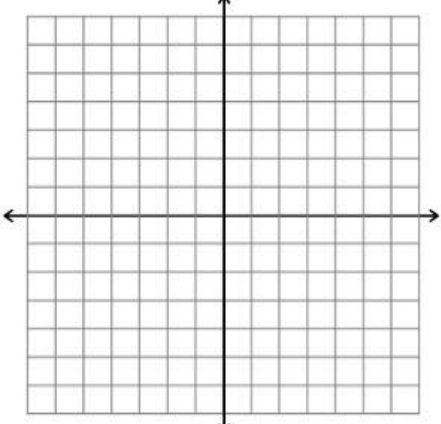


Equation	Graph	D/R/Zeros/Int	Sym/Even/Odd	End Behavior	Cont./One-to-one
Constant		Domain: Range: Zeros: y-int:	Symmetry: Even/Odd:		Continuity: One-to-one:
Linear		Domain: Range: Zeros: y-int:	Symmetry: Even/Odd:		Continuity: One-to-one:
Quadratic		Domain: Range: Zeros: y-int:	Symmetry: Even/Odd:		Continuity: One-to-one:
Cubic		Domain: Range: Zeros: y-int:	Symmetry: Even/Odd:		Continuity: One-to-one:

Absolute Value		Domain: Range: Zeros: y-int:	Symmetry: Even/Odd:		Continuity: One-to-one:
Square Root		Domain: Range: Zeros: y-int:	Symmetry: Even/Odd:		Continuity: One-to-one:
Rational		Domain: Range: Zeros: y-int:	Symmetry: Even/Odd:		Continuity: One-to-one: