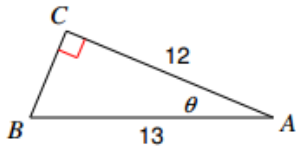


### Trig Application Worksheet- Pre-Calculus

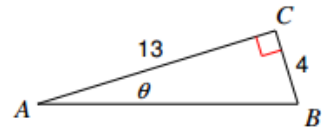
Work on a separate sheet of paper.

Find the measure of each angle indicated. Round to the nearest tenth.

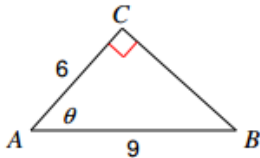
1)



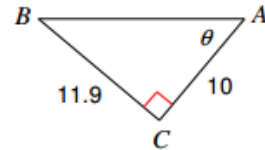
2)



3)

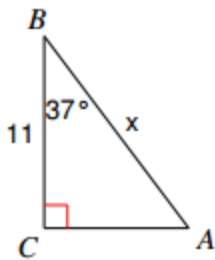


4)

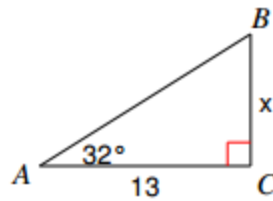


Find the measure of each side indicated. Round to the nearest tenth.

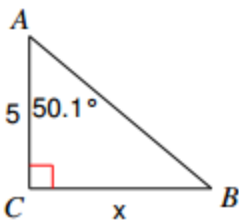
5)



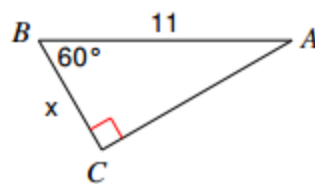
6)



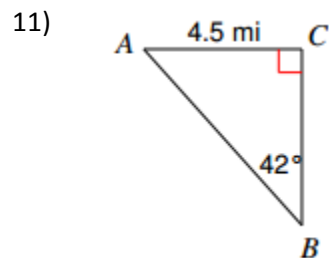
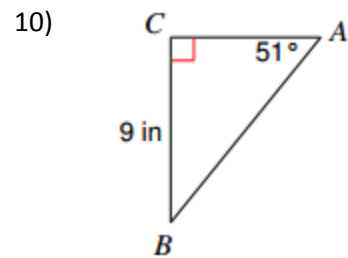
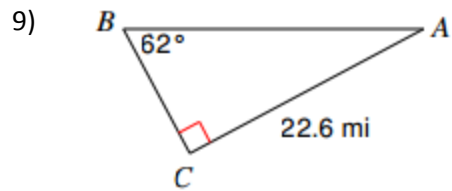
7)



8)



Solve each triangle. Round answers to the nearest tenth.



12. A lighthouse operator is 25 m above sea level. He spots a sailboat in the distance. The angle of depression of the sighting is  $10^\circ$ . How far is the boat from the base of the lighthouse?

13. A tree casts a shadow 21 m long. The angle of elevation of the sun is  $51^\circ$ . What is the height of the tree?

14. A 15 m pole is leaning against a wall. The foot of the pole is 10 m from the wall. Find the angle the pole makes with the ground.